

Disney and CAMERON MACKINTOSH's

MARY POPPINS

THE BROADWAY MUSICAL
EDUCATOR GUIDE



STUDENT ENRICHMENT PERFORMANCE DATES

Tuesday, September 17, 2019

Wednesday, September 18, 2019

BYERS THEATRE

PRESENTED BY



A NOTE TO OUR EDUCATORS...

Welcome to the 2019-20 Student Matinee Series at the Sandy Springs Performing Arts Center! The City of Sandy Springs and City Springs Theatre Company are excited to serve the students of metro Atlanta through high quality arts education programming.

The City of Sandy Springs is committed to ensuring all students from every background have access to the arts. To do this, the City partnered with City Springs Theatre Company, one of the presenting partners of the Sandy Springs Performing Arts Center. This partnership provides educational programs at the Sandy Springs Performing Arts Center to introduce people of all backgrounds and generations to high quality and diverse arts education programming.

Educators, we thank you for providing this theatrical experience to your students. It is because of you that many of your students may see a live production for the first time. The excitement of live theatre is a feeling that many never forget, and we are thrilled to host you and your students for many years to come.

As you prepare for the performance, we hope this Educator Guide provides useful information including student activities, vocabulary, and important "Know Before You Go" information for ticketing and transportation.

We encourage you to open your eyes, hearts, and minds as you join us at the Sandy Springs Performing Arts Center this Season!

SEE YOU AT THE THEATRE!
The City Springs Team

GUIDE CONTENTS

About the Sandy Springs Performing Arts Center	3
Know Before You Go	4
Transportation & Arrival.	5
Theatre Etiquette	6
About City Springs Theatre Company	7
The Story of Mary Poppins.	8
The Characters of Mary Poppins	9
Elements of Drama	10
Vocabulary.	11-12
Student Activity Pages	13-16
Curriculum Connections	17

SANDY SPRINGS PERFORMING ARTS CENTER



MISSION


The mission of the Sandy Springs Performing Arts Center is to enhance the quality of life of the Sandy Springs community by providing diverse arts, entertainment, educational, business, and civic opportunities.

THE HISTORY

As Sandy Springs became a city in 2005, there was unity in spirit, but the city lacked a center point and a traditional component of most cities - a town square. A year-long visioning session in 2012 created the genesis from which City Springs was envisioned. Key community objectives were the creation of a unique, vibrant, walkable City Center, incorporating mixed-use development, amenity retail and entertainment options, as well as an appropriate setting for a performing arts facility. The result of the community-involved planning process is a complex which features a main theatre and studio theatre, designed to support a wide-range of programs and activities.

BYERS THEATRE

Named after Sandy Springs residents Ken and Trish Byers and sizeable at 1,070 seats, the Byers Theatre also incorporates a sense of intimacy ideal for large theatre productions, from ballet to film to Broadway.



KNOW BEFORE YOU GO

Below are guidelines to ensure your experience at the Sandy Springs Performing Arts Center is exceptional! We look forward to seeing you very soon! Please read carefully and contact us if you have any additional questions at 404-477-4365 or jenna@cityspringstheatre.com.

RESERVATIONS

All field trip admissions are to be made in advance. Please do not bring more than the number of seats reserved. Performances are expected to sell out, and we will not be able to accommodate an increase in numbers at the last minute. All patrons, including teachers and chaperones, must have a reservation in order to attend these performances.

PARKING

The venue can accommodate school buses, vans, and cars. Vans and cars will be instructed to park in the underground parking garage. The first two (2) hours in the parking garage are free of charge. There is no charge for parking school buses. All buses, vans, and cars must comply with directions provided by on-site staff.

BEHAVIOR

Students and teachers are encouraged to enjoy performances, applaud, and express enthusiasm in a manner that is appropriate for the performance, yet not disruptive for others. We request that all phones, tablets, and any other electronic devices be turned off or switched to silent mode during the performance. We ask that chaperones on upper levels prevent students from tossing or throwing items to lower levels and stop students from climbing or leaning on railings. No student may leave the theatre seating without an accompanying chaperone. Students/classes that are disruptive may be asked to leave the performance without a refund.

SEATING

Students and teachers are seated upon arrival. The only exception to this is for programs with older and younger students in attendance at the same time. In this case, students in kindergarten and first-grade will be seated in the first few rows of the theatre.

RESTROOMS

Please seat your entire group before taking restroom breaks. Students **MUST** be accompanied by adult chaperones when going to the restroom. We encourage that you take groups so that there are fewer trips.

CHAPERONES

Chaperones have a job to do while at the performance. Please make sure that your chaperones are interspersed among students, and that they are prepared for the day's responsibilities. Please discuss restroom visits, emergencies, behavior, etc. with your chaperones prior to arrival. Please also set a good example for your students by paying attention and not utilizing your phone, tablet, or any other electronic device during the performance.

DEPARTURE

Performances last approximately one hour. Upon conclusion of the performance, classes will be dismissed to the designated parking area to board their buses and return to school immediately.

LUNCH

The Sandy Springs Performing Arts Center is unable to provide a facility or location for lunch. We recommend students eat lunch at a local Sandy Springs restaurant, at a park on the route to/from the venue, or on their bus.

**ALL STUDENT MATINEE PERFORMANCES TAKE PLACE AT THE
SANDY SPRINGS PERFORMING ARTS CENTER
1 GALAMBOS WAY, SANDY SPRINGS, GA 30328**

All school buses must approach the building from Roswell Road by turning onto Mount Vernon Highway from Roswell Road ONLY. This is crucial in assuring a fairly smooth flow of traffic. There will be a Performing Arts Center (PAC) representative guiding you. Buses will pull onto Mount Vernon Highway and park on the actual street in between Blue Stone Road and Galambos Way. PLEASE MAKE SURE YOUR DRIVERS USE THE MAP BELOW. There is no charge to park school buses on-site.

When you arrive at the front of the building, a representative from the PAC will board your bus to check-in your school. You and your bus driver will be given a large number that will be taped to the bus windows. Please remember your number, as it will help you find your bus after the performance.

After the performance, buses will be parked in the same place as drop off, in numerical order, and representatives will assist you in locating your bus(es). We encourage everyone to board their buses as quickly and safely as possible. For safety reasons, we will hold all buses until everyone has boarded, so please make your way directly to Mount Vernon Highway across the Green following the performance. (see map below)

Approach the building from Roswell Road onto Mount Vernon Highway and immediately turn right onto Galambos Way. You will park in the underground parking deck utilizing the east entrance. Please note the first two (2) hours of parking is free. If you do stay past the two (2) hour limit, the parking charge will start at \$4 and increase based on your time on the property. We suggest parking in the BLUE area of the parking deck, which is immediately on your right/left as soon as you pull a ticket in the garage. Take the elevator to the STREET level and you will arrive directly in front of the PAC. Enter the lobby doors and find the SMALL GROUP CHECK-IN table!



THEATRE ETIQUETTE

A live performance is a very exciting experience for the audience as well as for the performers! The audience should pay close attention to what is happening on stage, and participate and applaud at the appropriate times. What are some of the differences between going to the theatre to see a live performance and watching a video or going to a movie? What makes a good audience?

DURING THE PERFORMANCE

- Watch the performers carefully!
- Think about how the costumes and set design (backdrop, set pieces, etc.) help tell the audience something about the story, idea, or mood of the show.
- Consider how the dancers are using movement to express themselves or tell a story.
- Think about how the actors are using their acting choices to tell their characters and how they can transform to come to life as their role.
- Think about how the music and the choreography work together!

A GOOD AUDIENCE MEMBER WILL...

- Arrive early so you are seated and ready for the performance as soon as it begins.
- Watch the performance quietly. No talking, texting, or eating is permitted in the theatre.
- Remain seated during the performance. Do not put your feet on the seats or kick the seat in front of you. We want all patrons to have a wonderful experience!
- Use the restroom before the performance, so you do not disturb those around you by getting out of your seat.
- Turn off all electronics. Use of an electronic device for texting, taking photos/videos, or other purposes is not allowed during the performance.

RESPOND APPROPRIATELY!

- When you see something you really like, we encourage you to applaud and let the performers know you are enjoying yourself!
- During the performance, the audience usually claps at the end of a scene or song, but the audience can also clap after a difficult sequence of turns, exciting jumps, or during the final bows (curtain call.)

ENJOY THE SHOW!



ABOUT CITY SPRINGS THEATRE COMPANY

City Springs Theatre Company was formed in 2017 by Sandy Springs residents Jan Collins, Steven Hauser, and Peggy and Jerry Stapleton in response to the needs and desires for high quality musical theatre produced locally and highlighting regional talent. Through our affiliation with the brand-new Sandy Springs Performing Arts Center, City Springs Theatre is committed to artistic excellence, community engagement, and educational initiatives for all ages.

City Springs Theatre Company would not have become a reality without the generous support of Ken and Trish Byers and the Sandy Springs Foundation. A significant portion of the Byers' founding gift to the Foundation was designated to City Springs Theatre Company and has been instrumental in supporting essential startup activities.

As Mary Poppins kicks off our Second Season, City Springs Theatre Company will produce five full-scale, Broadway musicals chosen to entertain and inspire audiences, while creating a sense of place through the experience of live theatrical production. In addition to entertainment, City Springs Theatre Company, will create and produce arts education programming and community enrichment activities, serving students and educators PreK through College. Our diverse program offerings will engage the educational community through a student matinee series, high-quality training, and summer programming, highlighting all disciplines of the arts.

Our Mission: City Springs Theatre Company is dedicated to entertaining, educating, and enriching our community while contributing to its cultural and economic development by creating world class theatre experiences at the Sandy Springs Performing Arts Center.

For more information, contact:
City Springs Theatre Company
8601 Dunwoody Place, Suite 136
Sandy Springs, GA 30350
404-477-4365 | CitySpringsTheatre.com

Disney and CAMERON MACKINTOSH'S

MARY POPPINS

THE BROADWAY MUSICAL

THE STORY

All is not well at No. 17 Cherry Tree Lane in London. The Banks children, Michael and Jane, are misbehaving again and their nanny informs Mr. and Mrs. Banks that it is time to place a newspaper advertisement for someone to replace her. The children write their own ad, and out of the blue, Mary Poppins arrives. She fits their requirements perfectly. She even seems to have a magic about her.

Mary Poppins and Bert, a chimney sweep-sidewalk artist-one-man band-kite-salesman take the Banks children on adventures that transform the streets of London into magical landscapes. But when Mr. Banks has trouble at the bank where he works, he yells at the children, who again misbehave, and Mary Poppins leaves just as mysteriously as she arrived.

The children suffer through the cruelty of Miss Andrew, a very mean nanny until Mary Poppins returns, bringing with her more magic for the kids and for Mr. Banks a new understanding that his family comes first. Now that all is well on Cherry Tree Lane, Mary Poppins leaves to care for another family in need!



CHARACTERS IN ORDER OF APPEARANCE

BERT: A one-man-band, a sidewalk artist, a chimney sweep and a kite salesman, Bert also narrates the story, introducing the audience to the inhabitants of No. 17 Cherry Tree Lane. Above all, he is a friend to Mary Poppins, Jane and Michael.

MR. GEORGE BANKS: A bank manager, Mr. Banks is father to Jane and Michael. He tries to be a good provider, but often forgets how to be a good father.

MRS. WINIFRED BANKS: A Former actress, Mrs. Banks struggles to find herself as a woman as well as a wife and mother.

JANE AND MICHAEL: The Banks children, Jane and Michael, are bright and precocious. However, they misbehave to get attention from their parents.

KATIE NANNA: The Last in a long line of nannies for the Banks children before Mary Poppins arrives, Katie Nanna can't stand any more of Jane and Michael's pranks and leaves No. 17 Cherry Tree Lane.

MARY POPPINS: Jane and Michael's new nanny, Mary Poppins uses magic and common sense to show the Banks family how to appreciate each other again. Full of hope even when things look bleak, she tells them "anything can happen if you let it."

ADMIRAL BOOM: The Banks' friendly neighbor at No. 17 Cherry Tree Lane.

MISS LARK: Another neighbor on Cherry Tree Lane.

MRS. BRILL: The Banks' cook, she rules the kitchen at No. 17 Cherry Tree Lane.

ROBERTSON AY: Clumsy but good-hearted, the Banks' footman has trouble following instructions.

THE PARK KEEPER: A stickler for rules and regulations, the Park Keeper watches over the park near the Banks' home.

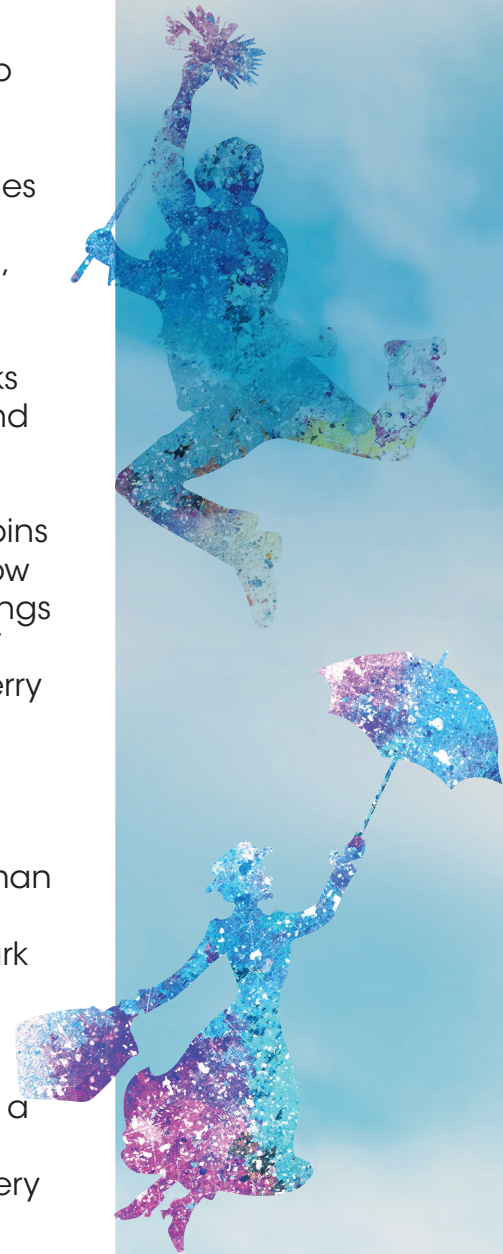
MRS. CORRY: Mysterious and very old, Mrs. Corry runs the "Talking Shop" where people buy conversations and gingerbread. She knew Mr. George Banks when he was just a boy.

THE BIRD WOMAN: She sits in front of St. Paul's Cathedral every day, selling bags of crumbs for feeding the pigeons.

JOHN NORTHBROOK: An English factory owner who cares more for his workers than for making money.

MISS ANDREW: When Mary Poppins disappears, Mrs. Banks calls on Miss Andrew, George Banks' old nanny. Miss Andrew is cruel and demanding.

THE BANK CHAIRMAN: Mr. Banks' boss.



ELEMENTS OF DRAMA

PLOT

What is the story line? What happened before the play started? What do the characters want? What do they do to achieve their goals? What do they stand to gain/lose?

THEME

What ideas are wrestled within the play? What questions does the play pose? Does it present an opinion?

CHARACTER

Who are the people in the story? What are their relationships? Why do they do what they do? How does age/status/etc. affect them?

LANGUAGE

What do the characters say? How do they say it? When do they say it?

MUSIC

How do music and sound help to tell the story?

SPECTACLE

How do the elements come together to create the whole performance?

Other elements to discuss:

- Conflict/Resolution
- Action
- Non-verbal communication
- Staging
- Humor
- Realism
- Metaphor
- Tone
- Pattern & repetition
- Emotion
- Point of view



MUSICAL THEATRE VOCABULARY!

ACTOR/ACTRESS: A person who performs a role in a play, work of theatre, or movie.

ANTAGONIST: A person or a situation that opposes another character's goals or desires.

ARTICULATION: The clear and precise pronunciation of words.

BLOCKING: The planning and working out of the movements of actors on stage.

CENTER STAGE: The center of the area defined as the stage.

CHARACTER: A personality or role an actor/actress re-creates.

COMEDY: A theatrical work that is intentionally humorous.

COSTUME: Clothing worn by an actor on stage during a performance.

CUE: A signal, either verbal or physical, that indicates something else, such as a line of dialogue or an entrance, is to happen.

DIALOGUE: The conversation between actors on stage.

DIRECTOR: The person who oversees the entire process of staging a production.

DOWNSTAGE: The stage area toward the audience.

ENSEMBLE: A group of theatrical artists working together to create a theatrical production.

IMPROVISATION: A spontaneous style of theatre through which scenes are created without advance rehearsal or a script.

MONOLOGUE: A long speech by a single character.



MUSICAL THEATRE: A type of entertainment containing music, songs, and, usually, dance.

PROSCENIUM: The view of the stage for the audience; also called a proscenium arch. The archway is in a sense the frame for stage as defined by the boundaries of the stage beyond which a viewer cannot see.

PROTAGONIST: The main character of a play and the character with whom the audience identifies most strongly.

REHEARSAL: Practice sessions in which the actors and technicians prepare for public performance through repetition.

STAGE CREW: The backstage technical crew responsible for running the show.

STAGE LEFT: The left side of the stage from the perspective of an actor facing the audience.

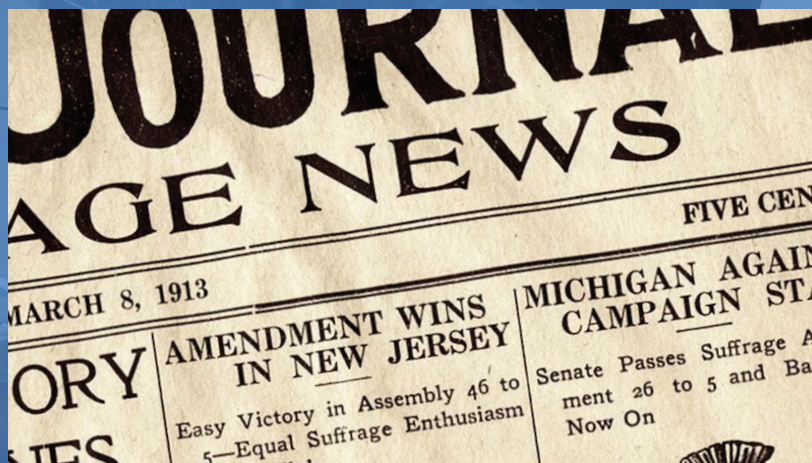
STAGE RIGHT: The right side of the stage from the perspective of an actor facing the audience.

UPSTAGE: The area towards the back wall of the stage.



ACTIVITIES!!!

When Mary Poppins takes Bert and the children into the magical world of paintings in the park, all of the characters leap into imagination. Have students look at landscape paintings and write a story about what it would be like to be in one of the paintings.




Mary Poppins takes place in London in 1910, when everyone got their news from the newspaper. Have students create their own 1910 newspaper and include articles about the role of women and children in British society and Britain's place in the world. Ask them to include their own advertisement for a new nanny.

Mary Poppins was a book, a film, and now a Broadway musical. Brainstorm the differences and similarities of these art forms. Use a Venn diagram to depict these ideas. Lead a discussion about the opportunities and limitations of each of these media and how they affect the way the story is told.



**DESIGN A COMIC STRIP FEATURING MARY POPPINS
OR OTHER CHARACTERS FROM THE MUSICAL**





Georgia Standards of Excellence (GSE) Targets Students in grades K-12

KINDERGARTEN:

Dance: ESDK.PR.2, ESDK.RE.1, ESDK.CN.1, ESDK.CN.3
Theatre Art: TAK.RE.1, TAK.RE.2
Music: ESGMK.CN.1

1st Grade:

Dance: ESD1.PR.2, ESD1.RE.1, ESD1.CN.1, ESD1.CN.3
Theatre Art: TA1.CN1, TA1.CN.2
Music: ESGM1.CN.1

2nd Grade:

Dance: ESD2.PR.2, ESD2.RE.1, ESD2.CN.1, ESD2.CN.3
Theatre Art: TA2.PR.2, TA2.RE.1, TA2.RE.2, TA2.CN.1, TA2.CN.2
Music: ESGM2.CN.1

3rd Grade:

Dance: ESD3.PR.2, ESD3.RE.1, ESD3.CN.3
Theatre Art: TA3.PR.2, TA3.RE.1, TA3.RE.2, TA3.CN1, TA3.CN.2
Music: ESGM3.CN.1

4th GRADE:

Dance: ESD4.CR.2, ESD4.PR.2, ESD4.CN.1, ESD4.CN.3
Theatre Art: TA4.PR.2, TA4.RE.1, TA4.RE.2, TA4.CN.1, TA4.CN.2
Music: ESB (4-5).CN.1, ESGM4.CN.1

5th GRADE:

Dance: ESD5.PR.2, ESD5.RE.1, ESD5.CN.1, ESD5.CN.3
Theatre Art: TA5.PR.2, TA5.RE.1, TA5.RE.2, TA5.CN.1, TA5.CN.2
Music: ESB (4-5).CN.1, ESGM5.CN.1

GRADES 6-8 (Middle School):

Dance: MSD.CR.2, MSD.PR.2, MSD.RE.1, MSD.CN.1, MSD.CN.3
Theatre Art: TA(6-8). PR.2, TA(6-8).RE.1, TA(6-8).RE.2, TA(6-8).CN.1,
TA(6-8).CN.2
Music: MSBB.CN.1, MSAB.RE.2, MSBC.CN.2, MSGM(6-8).CN.1, MSO.PR.3,
MSO.PR.4

GRADES 9-12 (High School):

Dance: DHSAR.CR.1, DHSAR.PR.2, DHSAR.CN.3, DHSDT.CR.1, DHSDT.CR.2,
DHSDT.PR.2, DHSDT.RE.1
DHSDT.CN.1, DHSDT.CN.3, DHSD4.CN.1, DHSDP.CR.3, DHSMUD.PR.1
Theatre Art: TAHSMT.RE.1, TAHSMT.RE.2, TAHSMT.CN.1, TAHSMT.CN.2,
TAHSTT.CN.1, TAHSTM.RE.1
Dramatic Writing: TAHSTL.CN.1, TAHSAF.CN.3



**KERRY CONTE as Mary Poppins and CON O'SHEA-CREAL as Bert
in City Springs Theatre Company's
MARY POPPINS: THE BROADWAY MUSICAL**